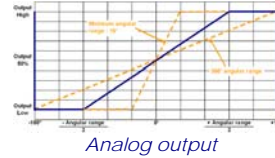
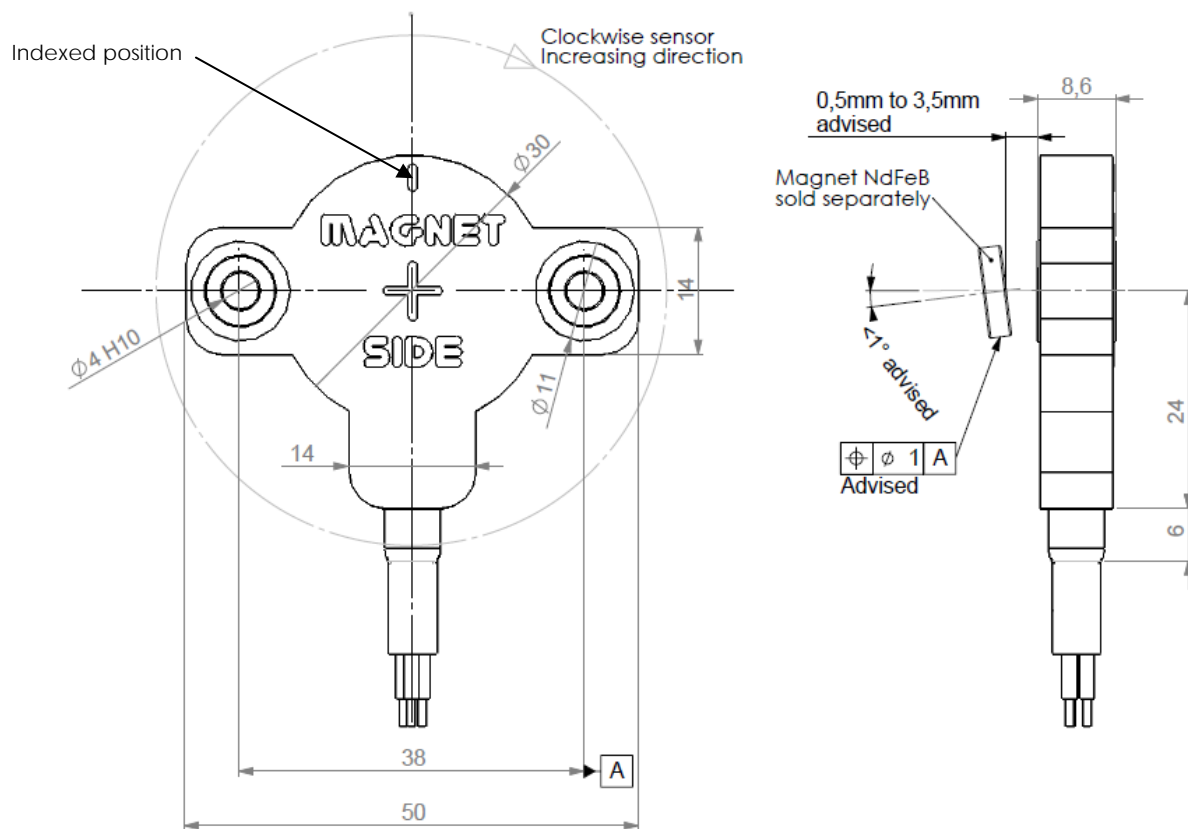


MAGNETIC ANALOG ABSOLUTE SINGLE TURN MODULAR SENSORS, ACW4 RANGE

- With its two-part design, the ACW4 analog absolute single-turn sensor offers maximum flexibility when installing it.
- Application fields : agriculture, construction, forestry vehicles, medical, solar panels...
- Robustness and excellent resistance to shocks / vibrations.
- Standard IP 67 protection (IP69K option).
- Operating temperature range: -40°C to 85°C (-40...+125°C option).
- Magnetic technology.
- Universal supply 5 to 30Vdc – analog output interface.
- Available resolution up to 12 bits per revolution.
- Also available : PWM, CANopen and SSI outputs.
- Standard PVC or PUR cable output.
- Consult us for integration in particular magnetic environment (motor/brake, etc...)



STANDARD ACW4 DIMENSION



Shaft system with magnet to be ordered separately (cf specific data-sheet).

MECHANICAL DATA

Material	Macromelt OM638	Protection	IP 67
Encoder weight (approx.)	0,100 kg	Shocks (EN60068-2-27)	≤ 2000m.s ⁻² (during 6 ms)
Operating temperature	- 40... + 85 °C (encoder T°)	Vibrations (EN60068-2-6)	≤ 200m.s ⁻² (55 ... 2 000 Hz)
Storage temperature	- 40... + 85 °C	EMC	EN 61000-6-4, EN 61000-6-2

ADAPTATION POSSIBILITY

BEI Sensors distinguishes itself by its flexible approach and ability to react to customers needs, with us no limit exists; we shall always try to supply you the product offering the best solution to your specifications.

Modified mechanics: Precision prototypes units, small and medium size. Units that will match themselves exactly to your mechanical configuration or to your dimensional constraints.

Specific shaft system: for example with integrated coupling.

Send us your subset: we can integrate our encoder into your subset and return you the complete assembly with the guarantee of an optimal mounting.

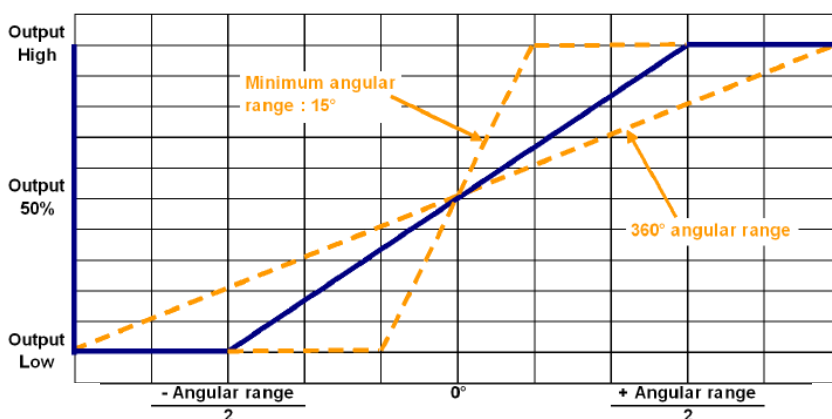
Connection / Cable assemblies: On the whole range of our sensors a wide selection of electrical connections are possible.

MAGNETIC ANALOG ABSOLUTE SINGLE TURN MODULAR SENSORS, ACW4 RANGE

ELECTRICAL DATA

Power supply	5V or 10–30Vdc or 15-30Vdc	Introduction	< 1 s
Consumption without load	< 40mA (at 24Vdc)	Response time	< 10 ms (5L2 & 3L1 electronic)
Resolution	12 bits		< 1ms (other electronics)
Accuracy	± 0.3 %	Advised load	>10kOhms (Voltage output)
Repeatability	± 0.1 %		500Ohms (current output)

ANALOG OUTPUT



CONNECTION

		+Vcc	0V	Analog output	Ground
L3	3 wire cable PVC 8230/022	Brown BN	White WH	Green GN	General shielding

ORDERING REFERENCE (Contact the factory for special versions, ex : stainless steel version, connections...)

	Mechanics	Supply Output stage	Direction	Resolution	Connection	Connection orientation
ACW4 : Absolute single turn encoder	00 : Modular	3L1 : 15 to 30Vdc 0..10V output 5L2 : 10 to 30Vdc 0.5..4.5V output 3L3 : 15 to 30Vdc 4..20mA output 2LR : 5V +/- 5% Ratio 10...90% voltage supply	1 : CW Clockwise 2 : CCW Counter- clockwise	xxxxx : Calibrated angle in degree Ex : 00360 360°	L3 : 3 wires cable PVC	R020 : Radial Cable 2m
Ex: ACW4 _	00 //	3 L1	1 //	00360 //	L3	R020

Made in France