

DRAW WIRE SENSOR, CDB RANGE

CDB Potentiometer draw-wire sensor offer a simple and cost effective solution to measure linear movement. These sensors do not need to be precisely guided and are especially adapted for heavy duty applications:

- Industrial solution,
- High accuracy,
- Adapted to harshest environments,
- Compact conception,
- Friendly user installation
- High Ingress Protection : IP67,
- Measuring range from 0 to 700mm,
- Recyclable noble material use (RoHS),
- Usinage dans la masse,
- Drum mounted on ball bearings,
- Used rotary sensor : multi-turn potentiometer,
- Almost-infinite resolution (in function of subsequent electronic).



CHARACTERISTICS

Range	0 to 700mm
Cable material	Stainless steel
Housing	Aluminium (RoHS)
Cable diameter	1mm
Cable tension	7N (standard 700mm range)
Speed	5 m.s ⁻¹

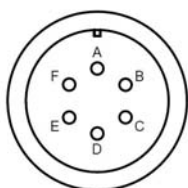
Max acceleration	20 m.s ⁻²
Weight	1 500g
Operating temperature	-10 to +120°C
Storage temperature	-20 to +125°C
IP (EN 60529)	IP67

ORDERING REFERENCE OF THE MECHANICAL MODULE

Serie	Range	Measure origin (mm)	Full scale end (mm)	Output	Linearity	Connection
CDB	800 800 mm	0 0mm	700 700mm	R00K 130 to 830 Ohms	L20 +/- 0,20% Full range	C 6 pinouts connector (DIN41524)
CDB	- 800 -	0 -	700 -	R00K -	L20 -	C

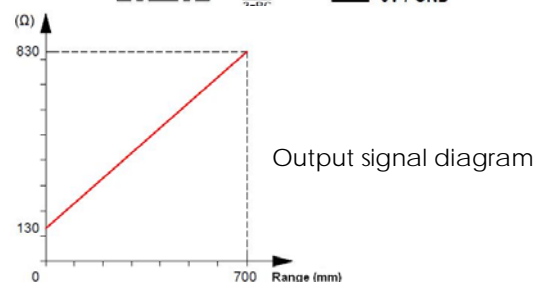
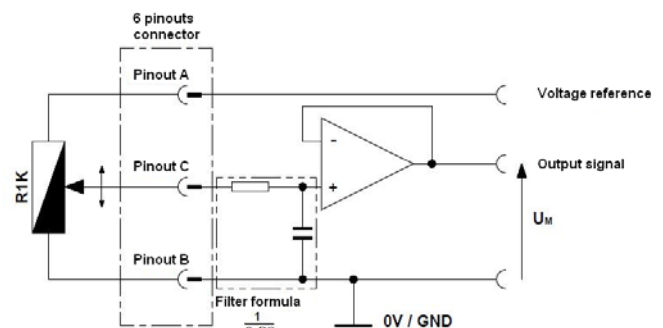
CONNECTION

Pinouts	Function
A	+Vcc
B	Signal +
C	GND Power supply
D	NC
E	NC
F	NC



Mating female connector – soldering side

ELECTRONICS



DRAW WIRE SENSOR, CDB RANGE

